

## Nifty Snapshot

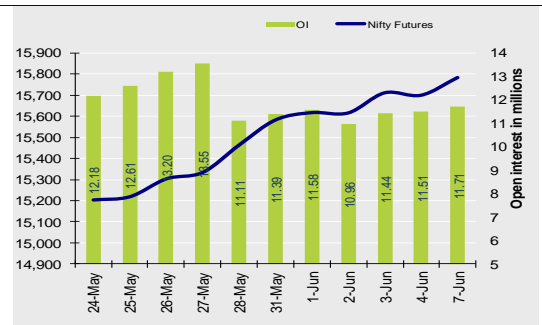
	Close	Prv Cl.	Ab chg	% chg
<b>Spot</b>	15,751.6	15,670.2	81.40	0.52
<b>Futures</b>	15,784.8	15,700.8	84.00	0.54
<b>OI (ml shr)</b>	11.71	11.51	0.21	1.82
<b>Vol (lots)</b>	68765	87514	-18749	-21.4
<b>COC</b>	33.20	30.60	2.60	8.5
<b>PCR-OI</b>	1.41	1.30	0.11	8.2

## Market Summary:

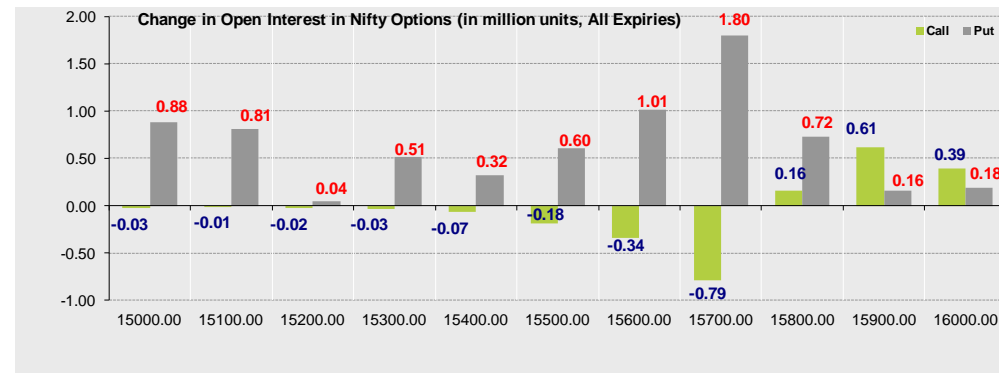
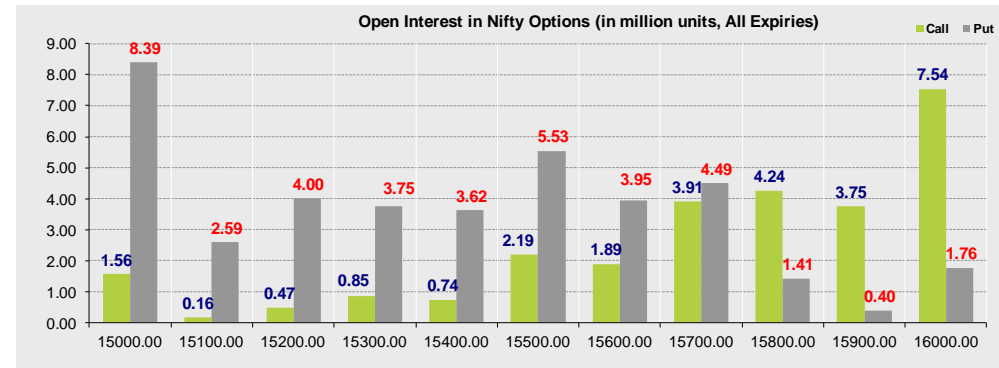
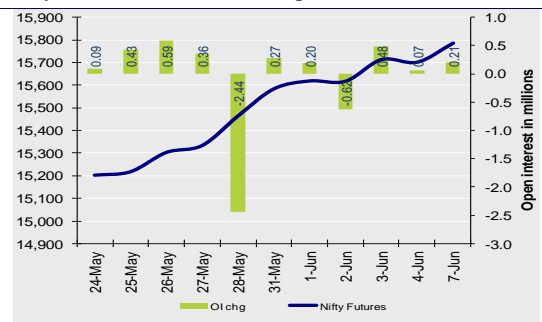
- Indian markets closed on a positive note where buying was mainly seen in Banking, Finance, FMCG sectors. Nifty June Future closed at 15784.80 (up 84.00 points) at a premium of 33.20 pts to spot.
- FII were net sellers in Cash to the tune of 186 Cr and were net buyers in index futures to the tune of 515 Cr.
- India VIX decreased by 2.33% to close at 15.57 touching an intraday high of 15.94.

## Open Interest in Nifty Options:

## Nifty Futures Price v/s OI



## Nifty Futures Price v/s Change in OI



## Institutional Activity in previous trading session

(in Rs cr.)	Buy	Sell	Net
Index Futures	2619.86	2104.86	515.00
Index Options	260340.70	257776.92	2563.78
Stock Futures	16071.00	16824.93	-753.93
Stock Options	18175.48	18175.17	0.31
FII Cash	6,811.49	6,997.95	-186.46
DII Cash	5,644.06	4,660.09	983.97

## Net FII Activity (in Rs cr.)

Date	Idx Fut	Stk Fut	Idx Opt	Cash
7-Jun	515.0	-753.9	2563.8	-186
4-Jun	-613.6	-616.5	2791.8	1499
3-Jun	559.8	-854.2	-3008.5	1079
2-Jun	-1107.2	65.0	-546.6	921
1-Jun	413.8	214.8	-1873.4	-450
31-May	-690.3	-200.8	2624.3	2412

- The above second chart shows previous trading day's change in Nifty options where Addition in OI were seen in 15800, 15700, 15600, 15500 strike Puts and at 15900, 16000 strike Calls indicating market is likely to remain positive in the near term.

- Highest OI build-up is seen at 16000 strike Call and 15000 strike Put, to the tune of 7.54mn and 8.39mn respectively.

## Outlook on Nifty:

- Index is likely to open on a flattish note today and is likely to remain positive during the day.

## Technical Pivot (Intraday):

	S2	S1	PIVOT	R1	R2
NIFTY	15665	15725	15765	15825	15870
BANKNIFTY	35375	35495	35620	35745	35865

## Volume Buzzers (Contract wise)

Symbol	Current Volume	Volume Change	Price Chg	One Month Avg
IRCTC	13473	1670%	9.2%	2068
MRF	8893	918%	-3.2%	1499
BANKBAROD	5172	657%	1.5%	6285
BATAINDIA	3032	528%	0.8%	1770
SRTRANSFIN	17608	411%	4.4%	4277
TATAPOWER	17979	379%	5.1%	6372
NAM-INDIA	1997	303%	2.0%	530
TVSMOTOR	8365	281%	3.8%	2841
INDIGO	7659	263%	0.0%	2386
NTPC	8424	259%	4.2%	4094

## Stock Ideas

- BAJFINANCE & RELIANCE calls of strike 6000 & 2300 respectively were amongst the most active Calls whereas ADANIANT & RELIANCE puts of strike 1600 & 2100 respectively were amongst most active Puts.
- IRCTC & CHOLAFIN are likely to show good strength whereas MRF & IBULHSGFIN are likely to show weakness in today's trading session.

(Price is in Rs; OI is in million units; Price chg and OI chg are in percentage) **NB RESEARCH**

### Fresh Longs seen in:

Scrip	Price	Price chg	OI	OI Chg
IRCTC	2110.2	9.2	1.9	82.6
SRTRANSFIN	1487.4	4.4	4.5	28.8
NAM-INDIA	374.4	2.0	2.9	20.3

### Fresh Shorts seen in:

Scrip	Price	Price chg	OI	OI Chg
MRF	82528	-3.2	0.1	33.3
NMDC	182.6	-6.0	72.7	10.5
ESCORTS	1219.0	-0.4	5.7	6.4

### Short Covering seen in:

Scrip	Price	Price chg	OI	OI Chg
CHOLAFIN	583.5	1.7	8.0	-8.2
MARICO	491.8	0.5	5.3	-6.6
MOTHERSUMI	254.5	0.7	31.9	-6.5

### Long Unwinding seen in:

Scrip	Price	Price chg	OI	OI Chg
IBULHSGFIN	248.3	-5.6	33.4	-15.2
BHARATFORG	752.0	-0.3	8.9	-13.2
FINNIFTY	16764	-0.3	0.0	-7.6

### Technical Pivot (Intraday):

Script Name	S2	S1	PIVOT	R1	R2
IRCTC	1865	1987	2056	2179	2248
MRF	78814	80671	84223	86081	89633
CHOLAFIN	557	570	579	592	601
IBULHSGFIN	231	240	252	261	273

## FROM THE EQUITY DERIVATIVE DESK:

**NIRAV HARISH CHHEDA**  
SENIOR DERIVATIVES AND TECHNICAL ANALYST  
E-Mail: nirav.chheda@nirmalbang.com  
Tel no: 6273-8199/8000

**AMIT BHUPTANI**  
DERIVATIVES AND TECHNICAL ANALYST  
E-Mail: amit.bhuptani@nirmalbang.com  
Tel no: 6273-8242/8000

## Disclaimer

Nirmal Bang Securities Private Limited (hereinafter referred to as "NBSPL") is a registered Member of National Stock Exchange of India Limited, Bombay Stock Exchange Limited and MCX stock Exchange Limited. We have been granted certificate of Registration as a Research Analyst with SEBI. Registration no. is INH000001766 for the period 23.09.2015 to 22.09.2020.

NBSPL or its associates including its relatives/analyst do not hold any financial interest/beneficial ownership of more than 1% in the company covered by Analyst (in case any financial interest is held kindly disclose)

NBSPL or its associates/analyst has not received any compensation from the company covered by Analyst during the past twelve months. NBSPL /analyst has not served as an officer, director or employee of company covered by Analyst and has not been engaged in market making activity of the company covered by Analyst.

The views expressed are based solely on information available publicly and believed to be true. Investors are advised to independently evaluate the market conditions/risks involved before making any investment decision.

Stock Name	Call (Buy/Sell)	Entry price	Targets	Stop Loss	Duration	Status
BHEL 80CE	BUY	4.3	7.5	2.8	1-2 DAYS	OPEN
TATAPOWER 120CE	BUY	2.5	6	1.2	1-2 DAYS	OPEN
L&TFH FUT	BUY	97.6	106	93	BTST	OPEN

**NIFTY50 Options OI (CE OI = Resistance) (PE OI = Support)**

Symbol	Highest CE OI	Highest PE OI	CMP
ADANI PORTS	900	800	883
ASIANPAINT	3000	2800	2933
AXISBANK	750	700	753
BAJAJ-AUTO	4300	4000	4272
BAJAJFINSV	12500	11000	11833
BAJFINANCE	6000	5500	5761
BHARTIARTL	550	530	539
BPCL	500	460	483
BRITANNIA	3600	3400	3548
CIPLA	950	900	945
COALINDIA	160	145	157
DIVISLAB	4500	4000	4241
DRREDDY	5600	5000	5245
EICHERMOT	2800	2500	2763
GRASIM	1540	1400	1505
HCLTECH	950	900	954
HDFC	2600	2500	2599
HDFCBANK	1600	1400	1507
HDFCLIFE	700	650	683
HEROMOTOCO	3100	3000	3063
HINDALCO	400	350	396
HINDUNILVR	2400	2300	2335
ICICIBANK	650	650	651
ITC	220	200	207
INDUSINDBK	1100	1000	1030

**NIFTY50 Options OI (CE OI = Resistance) (PE OI = Support)**

Symbol	Highest CE OI	Highest PE OI	CMP
INFY	1400	1360	1397
IOC	120	100	115
JSWSTEEL	800	650	719
KOTAKBANK	1840	1800	1820
LT	1600	1500	1561
M&M	820	800	808
MARUTI	7500	7000	7289
NESTLEIND	18000	17000	17620
NTPC	120	110	117
ONGC	120	115	126
POWERGRID	240	220	237
RELIANCE	2200	2100	2229
SBILIFE	1000	900	994
SBIN	450	400	434
SHREECEM	30000	27000	29216
SUNPHARMA	700	650	679
TATA CONSUM	700	640	698
TATAMOTORS	350	320	347
TATASTEEL	1200	1000	1107
TCS	3200	3100	3199
TECHM	1040	1000	1040
TITAN	1700	1600	1694
ULTRACEMCO	7000	6200	6863
UPL	900	750	855
WIPRO	550	500	551



**DISCLOSURES**

Research Reports that are published by Nirmal Bang Securities Private Limited (hereinafter referred to as "NBSPL") are for private circulation only. NBSPL is a registered Research Analyst under SEBI (Research Analyst) Regulations, 2014 having Registration no. INH000001766. NBSPL is also a registered Stock Broker with National Stock Exchange of India Limited, BSE Limited, Metropolitan Stock Exchange of India Limited, Multi Commodity Exchange of India Limited, National Commodity and Derivative Exchange Limited and Indian Commodity Exchange Limited in cash and Equity and Commodities derivatives segments.

NBSPL has other business divisions with independent research teams separated by Chinese walls, and therefore may, at times, have different or contrary views on stocks and markets.

NBSPL or its associates have not been debarred / suspended by SEBI or any other regulatory authority for accessing / dealing in securities Market. NBSPL, its associates or analyst or his relatives do not hold any financial interest (Except Investment) in the subject company. NBSPL or its associates or Analyst do not have any conflict or material conflict of interest at the time of publication of the research report with the subject company. NBSPL or its associates or Analyst or his relatives may or may not hold beneficial ownership of 1% or more in the subject company at the end of the month immediately preceding the date of publication of this research report.

NBSPL or its associates / analyst has not received any compensation / managed or co-managed public offering of securities of the company covered by Analyst during the past twelve months. NBSPL or its associates have not received any compensation or other benefits from the company covered by Analyst or third party in connection with the research report. Analyst has not served as an officer, director or employee of Subject Company. NBSPL / analyst has not been engaged in market making activity of the subject company. Analyst Certification: The research analysts and authors of these reports, hereby certify that the views expressed in this research report accurately reflects my/our personal views about the subject securities, issuers, products, sectors or industries. It is also certified that no part of the compensation of the analyst(s) was, is, or will be directly or indirectly related to the inclusion of specific recommendations or views in this research. The analyst(s) principally responsible for the preparation of this research report and has taken reasonable care to achieve and maintain independence and objectivity in making any recommendations.

**DISCLAIMER**

This report is for the personal information of the authorized recipient and does not construe to be any investment, legal or taxation advice to you. NBSPL is not soliciting any action based upon it. Nothing in this research shall be construed as a solicitation to buy or sell any security or product,

or to engage in or refrain from engaging in any such transaction. In preparing this research, we did not take into account the investment objectives, financial situation and particular needs of the reader.

This research has been prepared for the general use of the clients of NBSPL and must not be copied, either in whole or in part, or distributed or redistributed to any other person in any form. If you are not the intended recipient you must not use or disclose the information in this research in any way. Though disseminated to all the customers simultaneously, not all customers may receive this report at the same time. NBSPL will not treat recipients as customers by virtue of their receiving this report. This report is not directed or intended for distribution to or use by any person or entity resident in a state, country or any jurisdiction, where such distribution, publication, availability or use would be contrary to law, regulation or which would subject NBSPL & its group companies to registration or licensing requirements within such jurisdictions.

The report is based on the information obtained from sources believed to be reliable, but we do not make any representation or warranty that it is accurate, complete or up-to-date and it should not be relied upon as such. We accept no obligation to correct or update the information or opinions in it. NBSPL or any of its affiliates or employees shall not be in any way responsible for any loss or damage that may arise to any person from any inadvertent error in the information contained in this report. NBSPL or any of its affiliates or employees do not provide, at any time, any express or implied warranty of any kind, regarding any matter pertaining to this report, including without limitation the implied warranties of merchantability, fitness for a particular purpose, and non-infringement. The recipients of this report should rely on their own investigations.

This information is subject to change without any prior notice. NBSPL reserves its absolute discretion and right to make or refrain from making modifications and alterations to this statement from time to time. Nevertheless, NBSPL is committed to providing independent and transparent recommendations to its clients, and would be happy to provide information in response to specific client queries.

Before making an investment decision on the basis of this research, the reader needs to consider, with or without the assistance of an adviser, whether the advice is appropriate in light of their particular investment needs, objectives and financial circumstances. There are risks involved in securities trading. The price of securities can and does fluctuate, and an individual security may even become valueless. International investors are reminded of the additional risks inherent in international investments, such as currency fluctuations and international stock market or economic conditions, which may adversely affect the value of the investment. Opinions expressed are subject to change without any notice. Neither the company nor the director or the employees of NBSPL accept any liability whatsoever for any direct, indirect, consequential or other loss arising from any use of this research and/or further communication in relation to this research. Here it may be noted that neither NBSPL, nor its directors, employees, agents or representatives shall be liable for any damages whether direct or indirect, incidental, special or consequential including lost revenue or lost profit that may arise from or in connection with the use of the information contained in this report.

Copyright of this document vests exclusively with NBSPL.

Our reports are also available on our website [www.nirmalbang.com](http://www.nirmalbang.com)